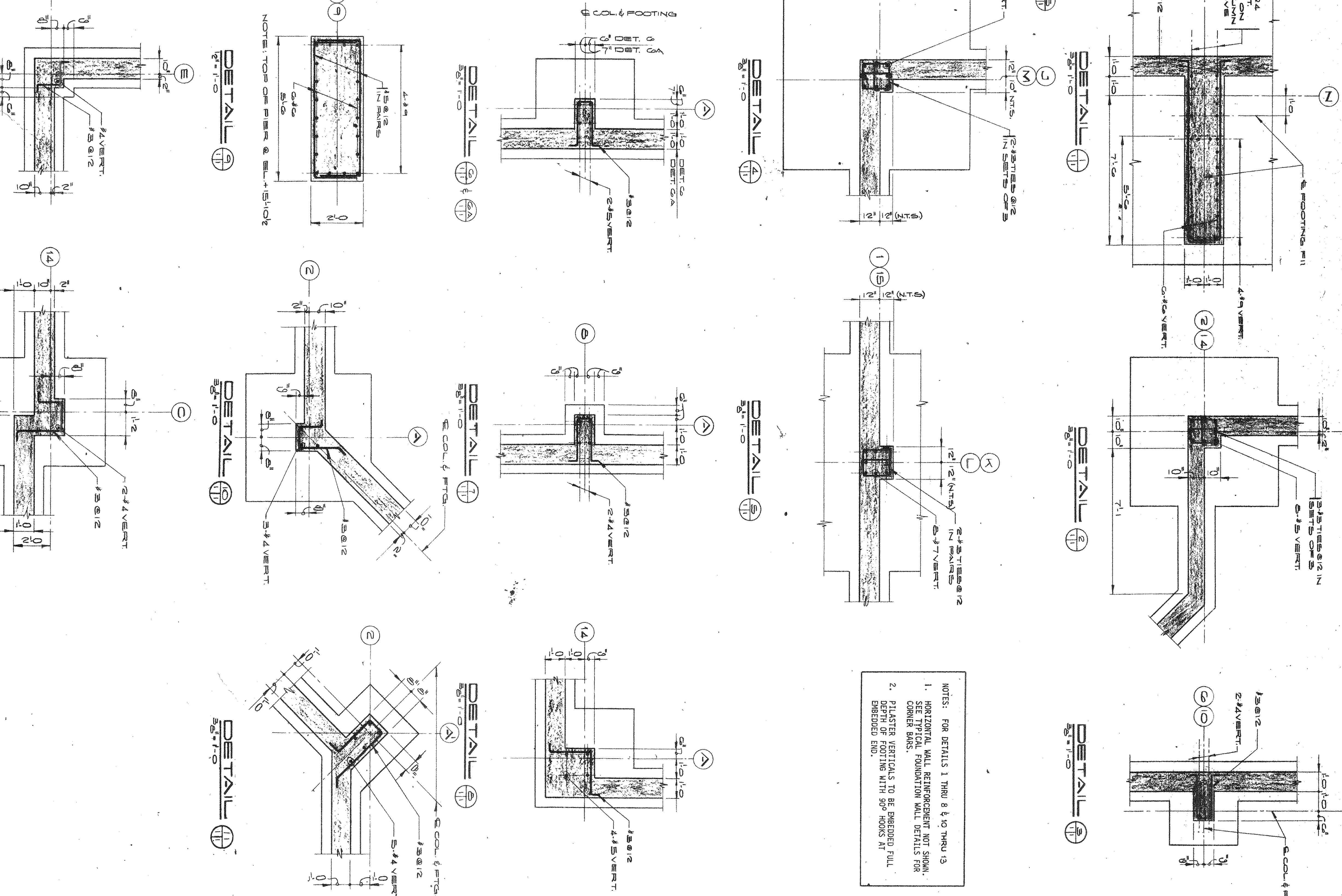
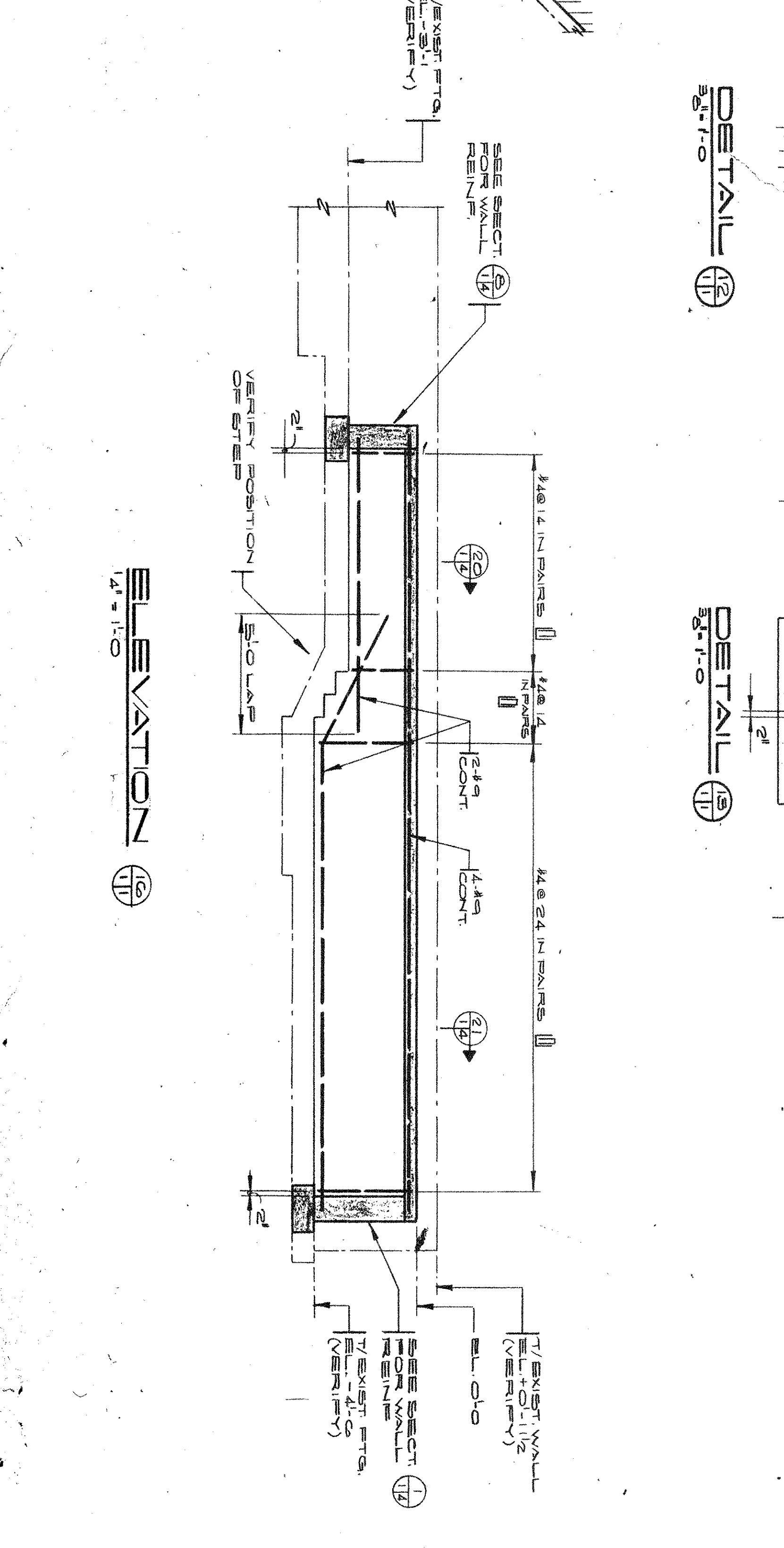
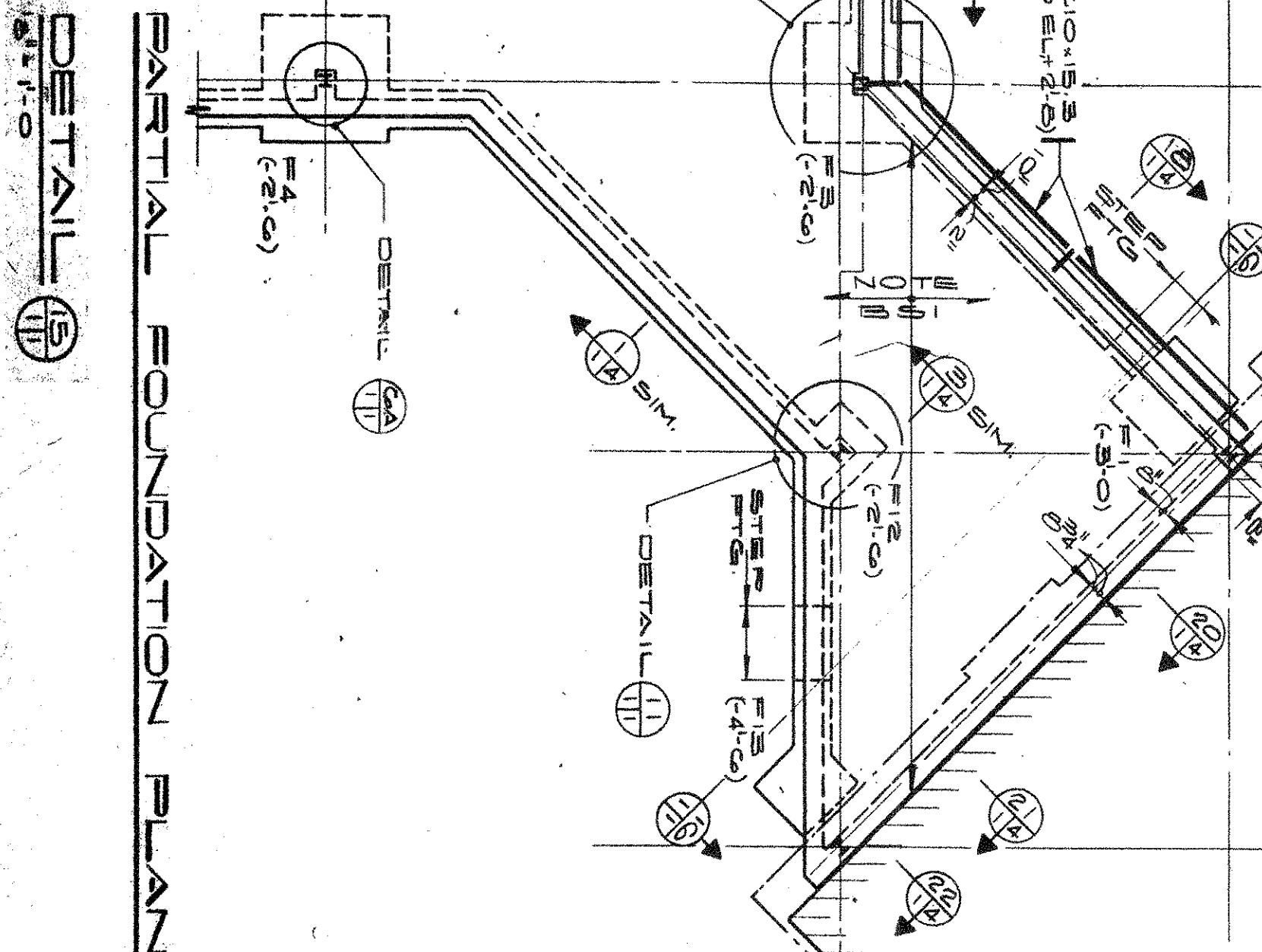
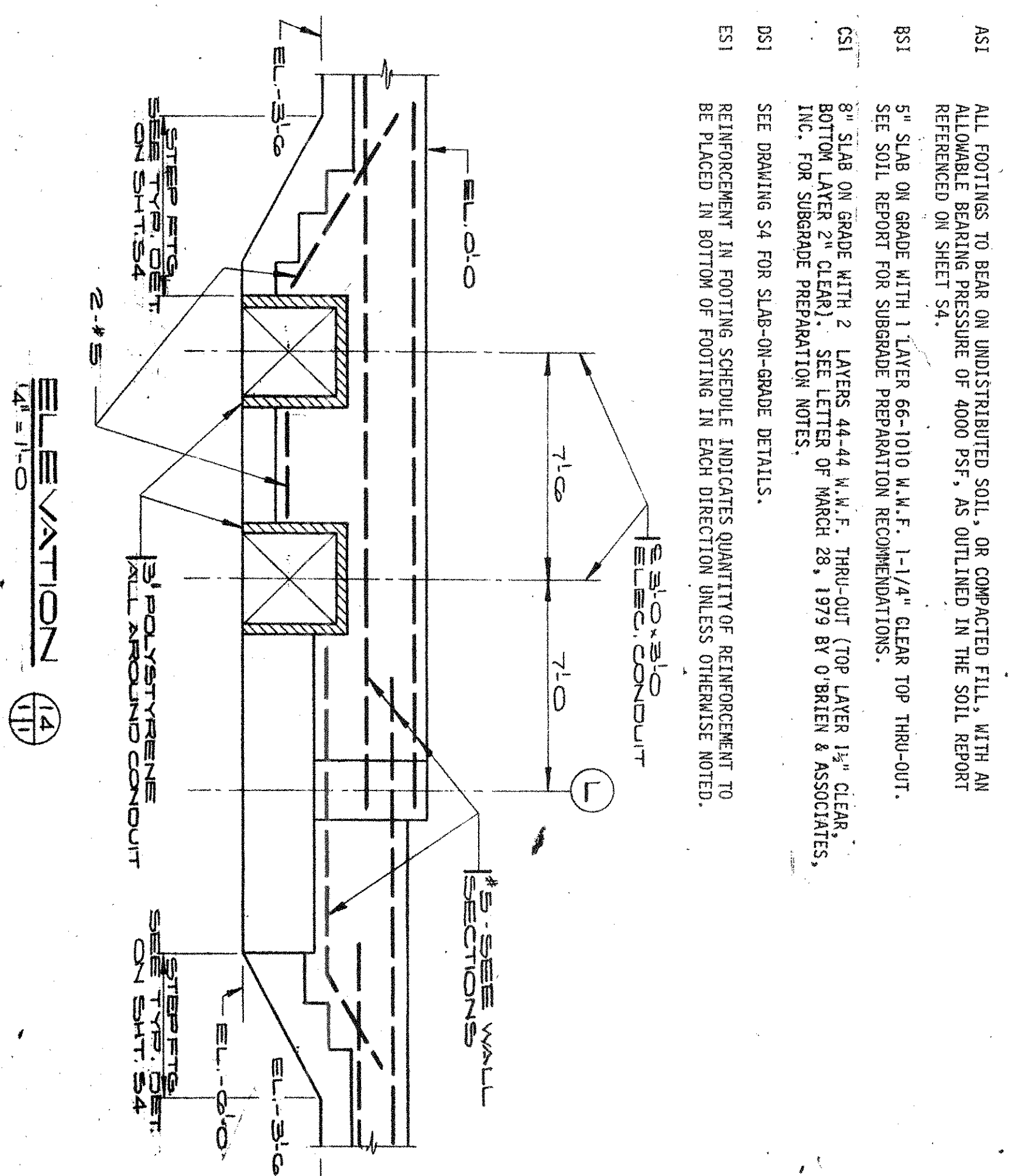
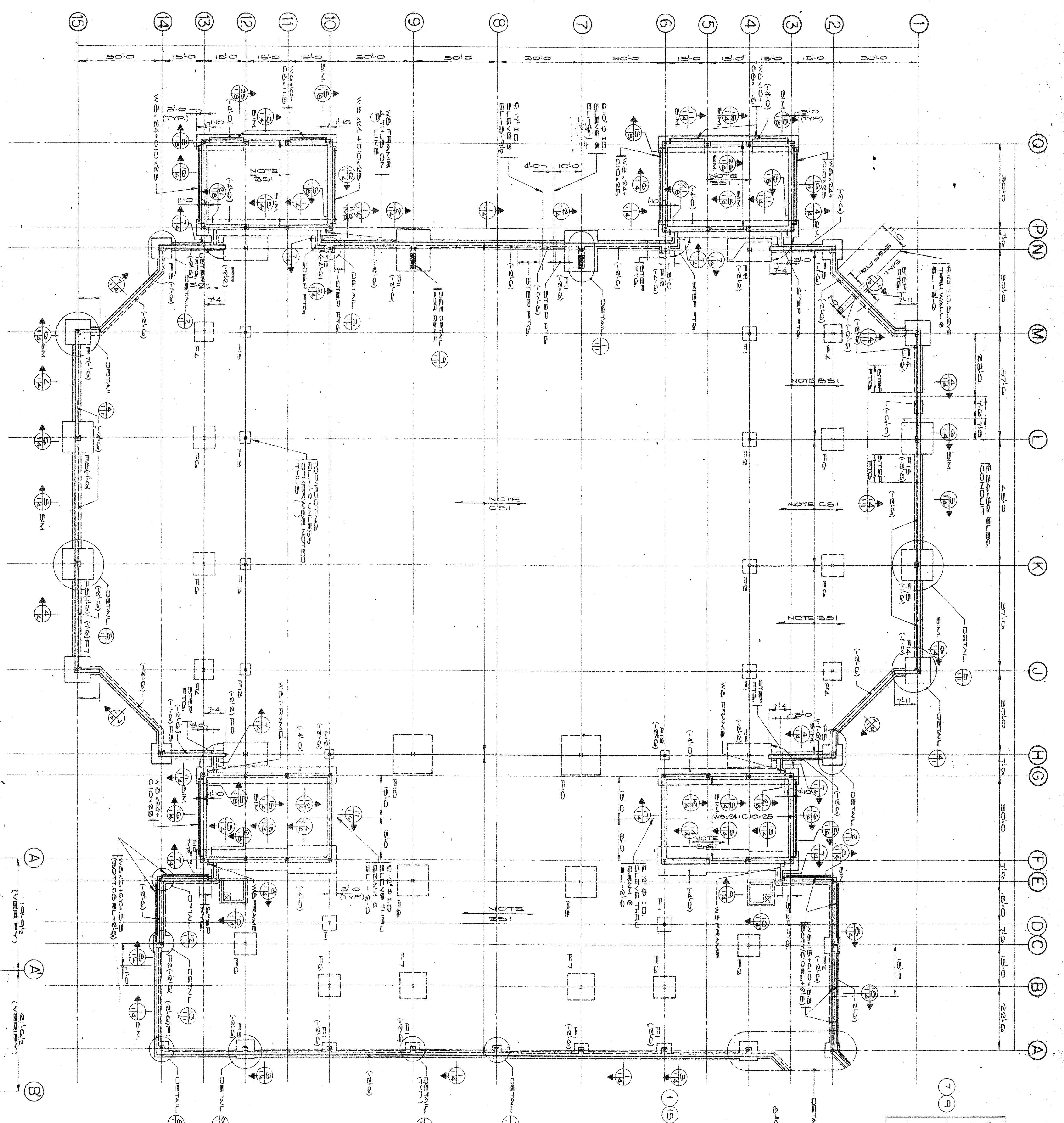


XXXX

MARK	SIZE	REINFORCEMENT	CONCRETE	REMARKS
F1	6" x 10" x 12"	5 #5		831
F2	6" x 10" x 12"	5 #5		631
F3	6" x 10" x 12"	5 #5		
F4	6" x 10" x 12"	5 #5		
F5	6" x 10" x 12"	5 #5		
F6	6" x 10" x 12"	5 #5		
F7	6" x 10" x 12"	5 #5		
F8	6" x 10" x 12"	5 #5		
F9	6" x 10" x 12"	5 #5		
F10	6" x 10" x 12"	5 #5		
F11	6" x 10" x 12"	5 #5		
F12	6" x 10" x 12"	5 #5		
F13	6" x 10" x 12"	5 #5		
F14	6" x 10" x 12"	5 #5		
F15	6" x 10" x 12"	5 #5		
F16	6" x 10" x 12"	5 #5		
F17	6" x 10" x 12"	5 #5		
F18	6" x 10" x 12"	5 #5		
F19	6" x 10" x 12"	5 #5		
F20	6" x 10" x 12"	5 #5		
F21	6" x 10" x 12"	5 #5		
F22	6" x 10" x 12"	5 #5		
F23	6" x 10" x 12"	5 #5		
F24	6" x 10" x 12"	5 #5		
F25	6" x 10" x 12"	5 #5		
F26	6" x 10" x 12"	5 #5		
F27	6" x 10" x 12"	5 #5		
F28	6" x 10" x 12"	5 #5		
F29	6" x 10" x 12"	5 #5		
F30	6" x 10" x 12"	5 #5		
F31	6" x 10" x 12"	5 #5		
F32	6" x 10" x 12"	5 #5		
F33	6" x 10" x 12"	5 #5		
F34	6" x 10" x 12"	5 #5		
F35	6" x 10" x 12"	5 #5		
F36	6" x 10" x 12"	5 #5		
F37	6" x 10" x 12"	5 #5		
F38	6" x 10" x 12"	5 #5		
F39	6" x 10" x 12"	5 #5		
F40	6" x 10" x 12"	5 #5		
F41	6" x 10" x 12"	5 #5		
F42	6" x 10" x 12"	5 #5		
F43	6" x 10" x 12"	5 #5		
F44	6" x 10" x 12"	5 #5		
F45	6" x 10" x 12"	5 #5		
F46	6" x 10" x 12"	5 #5		
F47	6" x 10" x 12"	5 #5		
F48	6" x 10" x 12"	5 #5		
F49	6" x 10" x 12"	5 #5		
F50	6" x 10" x 12"	5 #5		
F51	6" x 10" x 12"	5 #5		
F52	6" x 10" x 12"	5 #5		
F53	6" x 10" x 12"	5 #5		
F54	6" x 10" x 12"	5 #5		
F55	6" x 10" x 12"	5 #5		
F56	6" x 10" x 12"	5 #5		
F57	6" x 10" x 12"	5 #5		
F58	6" x 10" x 12"	5 #5		
F59	6" x 10" x 12"	5 #5		
F60	6" x 10" x 12"	5 #5		
F61	6" x 10" x 12"	5 #5		
F62	6" x 10" x 12"	5 #5		
F63	6" x 10" x 12"	5 #5		
F64	6" x 10" x 12"	5 #5		
F65	6" x 10" x 12"	5 #5		
F66	6" x 10" x 12"	5 #5		
F67	6" x 10" x 12"	5 #5		
F68	6" x 10" x 12"	5 #5		
F69	6" x 10" x 12"	5 #5		
F70	6" x 10" x 12"	5 #5		
F71	6" x 10" x 12"	5 #5		
F72	6" x 10" x 12"	5 #5		
F73	6" x 10" x 12"	5 #5		
F74	6" x 10" x 12"	5 #5		
F75	6" x 10" x 12"	5 #5		
F76	6" x 10" x 12"	5 #5		
F77	6" x 10" x 12"	5 #5		
F78	6" x 10" x 12"	5 #5		
F79	6" x 10" x 12"	5 #5		
F80	6" x 10" x 12"	5 #5		
F81	6" x 10" x 12"	5 #5		
F82	6" x 10" x 12"	5 #5		
F83	6" x 10" x 12"	5 #5		
F84	6" x 10" x 12"	5 #5		
F85	6" x 10" x 12"	5 #5		
F86	6" x 10" x 12"	5 #5		
F87	6" x 10" x 12"	5 #5		
F88	6" x 10" x 12"	5 #5		
F89	6" x 10" x 12"	5 #5		
F90	6" x 10" x 12"	5 #5		
F91	6" x 10" x 12"	5 #5		
F92	6" x 10" x 12"	5 #5		
F93	6" x 10" x 12"	5 #5		
F94	6" x 10" x 12"	5 #5		
F95	6" x 10" x 12"	5 #5		
F96	6" x 10" x 12"	5 #5		
F97	6" x 10" x 12"	5 #5		
F98	6" x 10" x 12"	5 #5		
F99	6" x 10" x 12"	5 #5		
F100	6" x 10" x 12"	5 #5		

FOUNDATION AND GROUND FLOOR PLAN

SCALE 1/8" = 1'-0"



NOTES: FOR DETAILS 1 THRU 8 & 10 THRU 13
1. SEE TYPICAL FOUNDATION WALL DETAILS FOR
CORNER BARS.
2. PLASTER VERTICALS TO BE BREASTED FULL
BREASTED END.